

# ACCESS OFFICE HOURS



Tues. October 22



12:00 pm EDT



CanPath **15**

**Learn more about CanPath data, biosamples,  
access process and the Portal**

# Dedicated to reconciliation with Indigenous Peoples

We acknowledge the traditional territories of the Mississauga of the New Credit First Nation, Anishnawbe, Wendat, Huron, and Haudenosaunee Indigenous Peoples on which the CanPath National Coordinating Centre at the University of Toronto now stands. The territory was the subject of the Dish With One Spoon Wampum Belt Covenant, an agreement between the Iroquois Confederacy and Confederacy of the Ojibwe and allied nations to peaceably share and care for the resources around the Great Lakes.

With CanPath teams working across Canada from coast to coast, we also acknowledge the ancestral territories that are home to many Indigenous people from across Turtle Island, and we are grateful to have the opportunity to work on this land.



# Welcome to Access Office Hours!

- CanPath Access Process & Data presented by Nouar Elkhair, CanPath Access Officer
- CanPath Biosamples presented by Treena McDonald, CanPath Biosamples Coordinator

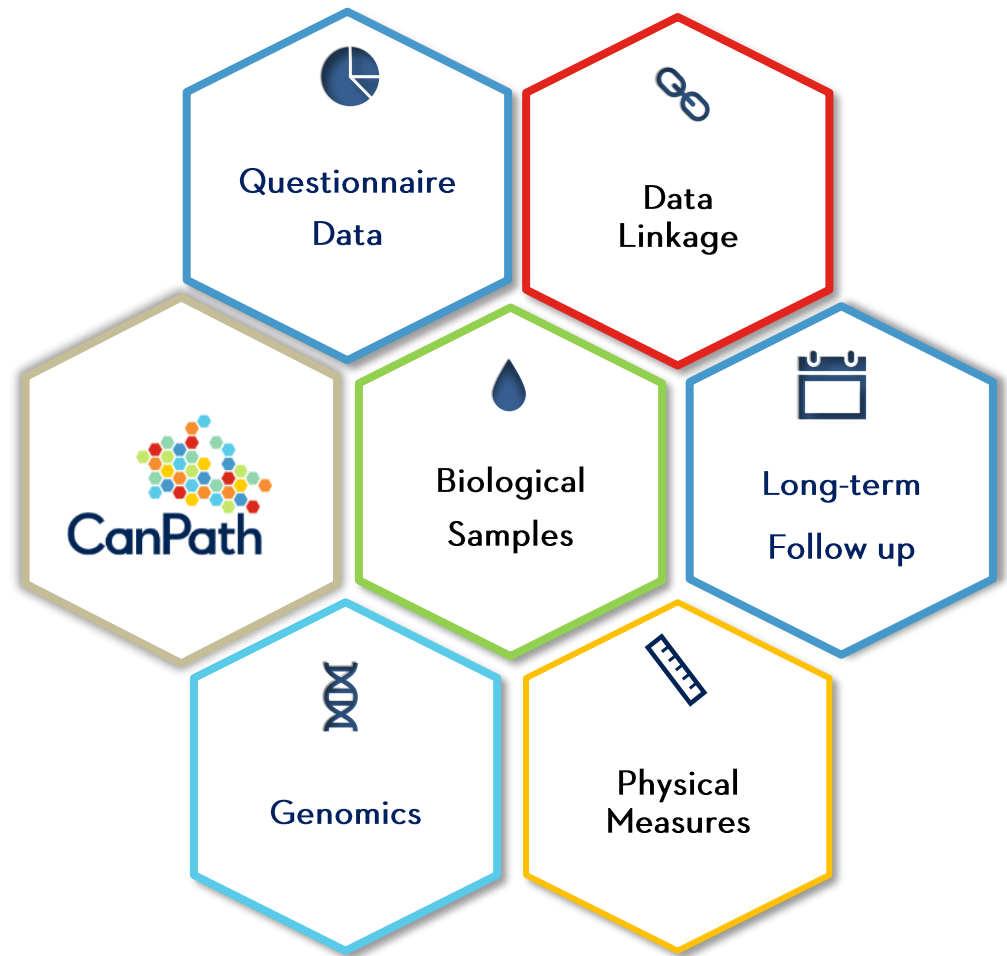


# Access Process Overview & Application Tips

Nouar Elkhair | CanPath Access Officer

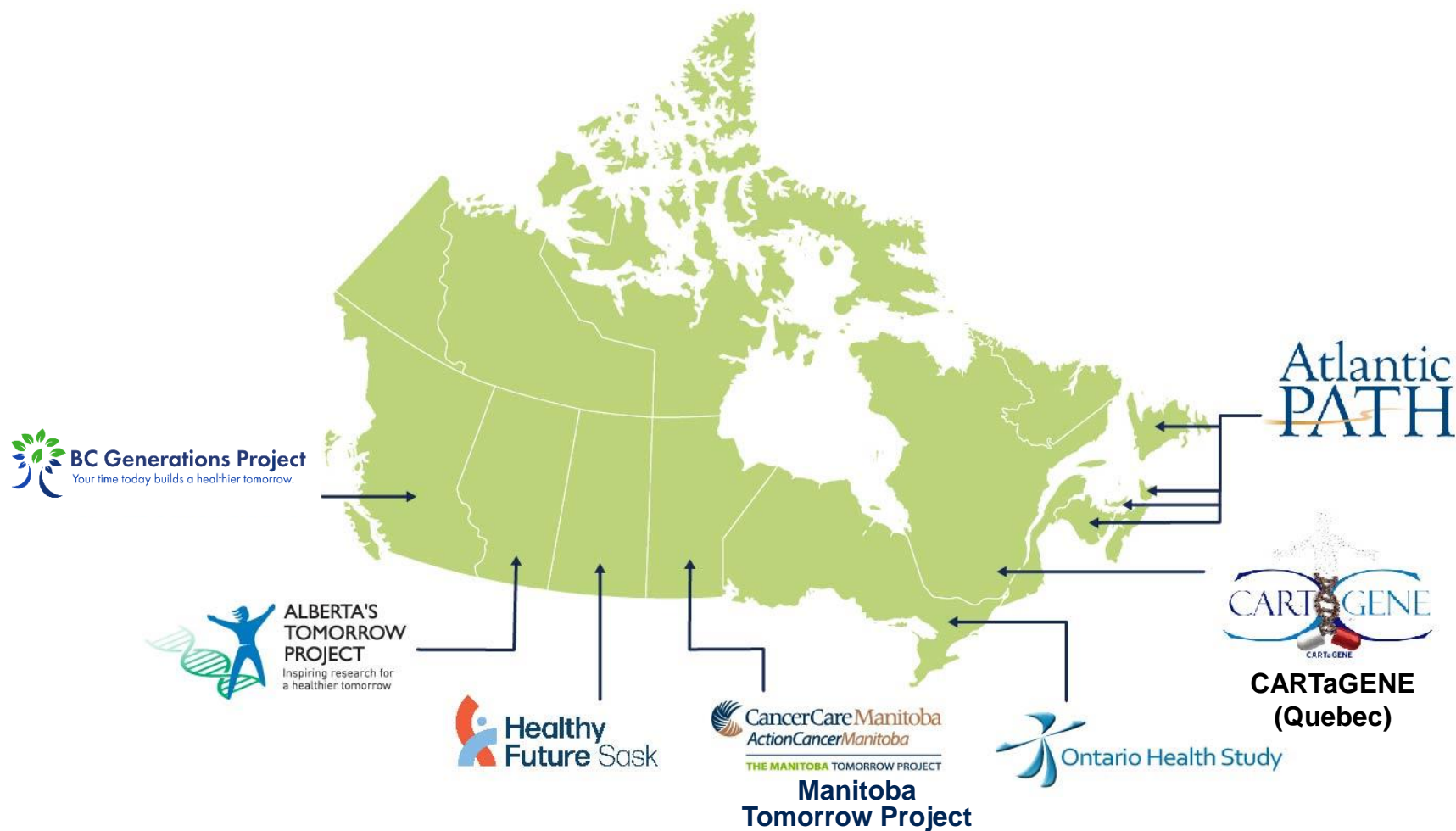


CanPath is a population-health research platform for assessing the effect of genetics, behaviour, health history and environment on chronic diseases. CanPath follows the health of 330,000 adult Canadians.





# CanPath brings together seven cohorts across ten provinces



# What documents are required to access CanPath Data and Biosamples?

- Access Application Form (register on the [access portal](#))
- Research protocol (having received ethics approval)
- Approval letter by a Research Ethics Board
- 2-page CV of the principal applicant
- Contact information of your legal institutional representative
- *Proof of scientific review or peer review, if available*
- *Evidence of funding, if applicable*



# How quickly can I access Data or Biosamples?

## Expedited vs. Full Access Review





# Which applications are Expedited?

- Expedited Review
- Harmonized datasets include Baseline, Follow-up, COVID-19 data
  - BC Generations Project ( BC)
  - Alberta's Tomorrow Project (AB)
  - CARTaGENE (QC)
  - Ontario Health Study (ON)
  - Atlantic PATH (NB, NS, PEI, & NL)
  - COVID Serology data also includes data from the Manitoba Tomorrow Project

# CanPath Datasets | Core

- Baseline Health and Risk Factor Questionnaire
- Baseline Health and Risk Factor Questionnaire – Additional Diseases
- Baseline Mental Health
- Baseline Physical Measures
- Follow-Up 1 Health and Risk Factor Questionnaire
- COVID-19 (2020) Questionnaire
- Baseline COVID-19 Antibody Questionnaire & Results
- Follow-up 1 COVID-19 Antibody Questionnaire & Results
- Genotyping Data available through CanPath and Regional cohorts (~50K participants)



# Which applications require a Full Review?

- Full Access Review
- Biosample requests
- Data Linkage
  - linking CanPath data to administrative health data
  - Examples: ICES, AbSPOR, PopDataBC
- Regional data
  - Regional datasets held by the provincial cohorts (other than the harmonized datasets)

# How much will it cost to access data?

- Cost recovery fees for data-only applications for academic researchers are available on the CanPath website.
- For [biosamples](#) and [industry-based research requests](#), contact [access@canpath.ca](mailto:access@canpath.ca)

	Cost for the first dataset	Cost for each subsequent dataset
Researcher	\$3,000	\$1,000
Early-Career Researcher <sup>†</sup> <i>Canadian Institution</i>	\$750	\$250
Early-Career Researcher <sup>†</sup> <i>Non-Canadian Institution</i>	\$1,800	\$600
Graduate Student or Postdoctoral Fellow <sup>‡</sup>	\$250	\$190



# FAQ

- Before applying, can I get estimates of the sample sizes for my project?
  - Yes, CanPath provides preliminary aggregate data for Data and Biosamples meeting your selection criteria.
- Can I get a Cost Estimate | Letter of Support before applying?
  - Yes, complete the form (available on the CanPath Portal)
  - Send it to [apply@canpath.ca](mailto:apply@canpath.ca) (~10 business days)
- What are the estimated timelines?
  - Expedited reviews: can be completed in 6-8 weeks
  - Full Access review: timelines vary
- Any tips on filling in the application form/required documents?



# Application Tips



## Emails

- Provide institutional email addresses (no generic emails, Gmail, etc.)



## Legal Institutional Representative

- Can legally bind the institution
- Reviews and signs the agreement on behalf of your institution.



## Team Members

- Include users accessing CanPath individual-level data and biosamples + must be listed on the REB



## Scientific Abstract

- Objectives and methods are consistent with the scope and data requested



## Lay Summary

- Posted on the CanPath website
- Aims to inform participants how their data and biosamples are utilized



## Protocol

- Specific - Not an “umbrella” protocol
- Aligns with the application
- REB must have an expiry date



# Application Tips



## Participants

- Case definition: participant self-report or registry data.



## Number of Participants

- Avoid "all" or 'as many as possible'. (beyond scope)



## Selection Criteria

- Clear inclusion/exclusion criteria
- Clarify required vs optional criteria



## Case - Control Studies

- Clarify case-control matching criteria, for example, age or history of cancer



## Variables

- Choose to receive a full dataset or select variables ( a list of variables can be generated on the CanPath Portal).



## Data Linkage

- How will the data be linked?
- Specify data holders and regions

# Application Tips



## Sample Sizes

- Define the study population, provide sample size and power calculations.



## Scientific Peer Review

- Proof of Scientific peer review, if available
- Not required.



## Alignment

- Align the protocol with the application
- Clear justification for access



## Return of Data

- Derived data **must** be returned to CanPath
- Add details on the format of the returned data

# Biosamples Overview & Application Tips

Treena McDonald | CanPath Biosamples  
Coordinator



# Biosamples | What's available?

- **Blood derivatives:** serum, plasma, DNA, red blood cells, whole blood in DMSO  
(>145K participants donated one or more blood derivative)
- **Urine** (>90K participants)
- **Toenails** (Atlantic PATH only, >30K participants)
- **Saliva:** DNA



# Access to Biosamples

- *Biosample Access Guidelines* and *Biosample Feasibility Review* are available from the CanPath portal (<https://portal.partnershipfortomorrow.ca/page/samples>)
- Asks of >500 uL for non-DNA samples and >2 ug for DNA samples are considered a large ask and will require extraordinary scientific justification to be considered.
- Full Access Committee review is required for submissions seeking biosamples.
- Approved biosamples may be conditionally released in a staggered format.



# Application Tips



## Alignment

- Ensure that the requested biosamples are the same in the protocol and application.



## # of Participants

- If count is different than sample size, provide explanation and justification.




## Measurement Units

- Clearly detail units of measurements for serum (volume)/ DNA (mass).



## Tests vs. Biomarkers

- Test: are number of assays
- Biomarkers: number of markers measured
- e.g. 1 Test can measure 96 biomarkers.



## Service Provider

- If a service provider is being used, please provide details regarding samples requested by the provider.



## Return of Data

- Raw and analyzed data **must** be returned
- Add details on the format of the returned data



CanPath.ca



**CanPath**

Canadian Partnership  
for Tomorrow's Health